

Plasterer

Sector	Construction and Building Trades
Who is it for?	New recruits and existing staff
Start date	Ongoing rolling on and off
Level	2
Duration	24 months plus three months for end-point assessment
End-point assessment	The assessment is ongoing with the final grading through a multiple-choice test, practical assessment with questions and an interview
Qualification	Level 2 Plasterer
Delivery model	Block release (one week block)

This standard aims to give the Apprentice the knowledge, skills and behaviours to complete plasterer tasks and duties successfully.

Day-to-day tasks estimating materials, preparing surfaces, mixing plaster, applying plaster and skimming.

Typical job roles include:

Full-time plaster

What your Apprentice will learn



Apprentices develop knowledge, skills and behaviours to be able to work effectively in their job role.

These form the Apprenticeship standard that has been developed and agreed with employers.



The knowledge, skills and behaviours that your Apprentice will learn include:

Knowledge

Health and safety regulations

Teamwork

Safe systems of work

Principles of building

Measuring, marking out and cutting plasterboard

Skills

Preparing and maintaining a safe working area

Checking, using and storing equipment

Interpreting drawings and specifications

Preparing background surfaces

Moving and handling equipment manually

Behaviours

Teamwork

Health and safety and well-being awareness




Reliability

Time management

Professionalism

Get in touch

apprenticeshipsandtraining@sheffcol.ac.uk
0114 260 2600

 Apprenticeships+
 The Sheffield College
 Sheffcolappsplus

Scan me
to view this
standard in
more detail

