

Fitted Interiors Installer

Sector	Construction and Building Trades
Who is it for?	New recruits and existing staff
Start date	October
Level	2
Duration	18 months plus end-point assessment
End-point assessment	Multi-choice exam, practical assessment in the workplace, and an interview underpinned by a portfolio of evidence
Qualification	Level 2 Fitted Interiors Installer
Delivery model	Block release (one week block)

This standard aims to give the Apprentice the knowledge, skills and behaviours to successfully complete fitted interior installer tasks and duties.

Day-to-day tasks include reviewing project plans, preparing work areas, measuring and cutting materials, assembling furniture components, installing fitted furniture like bedrooms, or bathrooms, and following safety protocols.

Typical job roles include:

Bathroom fitter

Bedroom fitter

Kitchen fitter

Exhibition fitter

Office fitter

What your Apprentice will learn



Apprentices develop knowledge, skills and behaviours to be able to work effectively in their job role.

These form the Apprenticeship standard that has been developed and agreed with employers.



The knowledge, skills and behaviours that your Apprentice will learn include:

Knowledge

Principles of building

Functional safety

Installation methods and techniques

Principles of carpentry

Principles of plumbing

Skills

Carrying out checks prior to installation

Interpreting information from drawings, specifications and functional designs

Using and storing hand and power tools

Selecting and using personal protective equipment

Assembly and installation

Behaviours

Health and safety awareness

Professional




Inclusivity

Teamwork

Relationship building

Get in touch

apprenticeshipsandtraining@sheffcol.ac.uk
0114 260 2600

 Apprenticeships+
 The Sheffield College
 Sheffcolappsplus

Scan me
to view this
standard in
more detail

